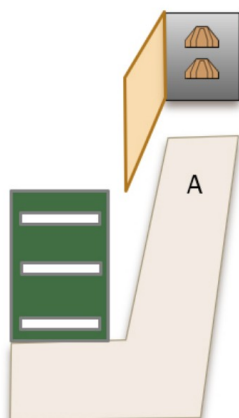
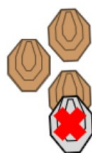


KW R Griffioen Amersfoort - Stage 1 - 2022-06-12



Stage Results - Semi Auto Open

Place	Name	No.	Class	Div	PF	Points	Pen	Time	Hit Factor	Stage Pts	Stage %
1	Blok, Rindert	1853	O	SAO	Min	50	0	12.64	3.9557	50.0000	100.00 %
2	Nijman, Bart	565	O	SAO	Min	48	0	13.18	3.6419	46.0334	92.07 %
3	Bos, Leon	2136	O	SAO	Min	46	0	14.09	3.2647	41.2661	82.53 %
4	Back, Sascha	578	F	SAO	Min	44	0	13.63	3.2282	40.8041	81.61 %
5	Nieuwenhuis, Bertil	5531	O	SAO	Min	46	0	14.56	3.1593	39.9341	79.87 %
6	Groenewegen, Mark		O	SAO	Min	48	0	17.49	2.7444	34.6895	69.38 %
7	Westerveld, Reinier	10107	O	SAO	Min	40	0	14.89	2.6864	33.9557	67.91 %
8	Houwaart, Evert	1774	O	SAO	Min	42	0	15.64	2.6854	33.9437	67.89 %
9	Leering, Marcel	15451	O	SAO	Min	46	0	17.48	2.6316	33.2632	66.53 %
10	Verberne, Michael	7673	O	SAO	Min	44	0	17.05	2.5806	32.6194	65.24 %
11	Brouwer, Bart-Jan	3986	O	SAO	Min	50	0	20.26	2.4679	31.1945	62.39 %
12	Smit, Andrew	14748	O	SAO	Min	48	0	20.38	2.3553	29.7704	59.54 %
13	Van den Berg, Manfred	6969	O	SAO	Min	39	10	12.33	2.3520	29.7291	59.46 %
14	Harreman, Ferry	4863	O	SAO	Min	42	0	18.22	2.3052	29.1372	58.27 %
15	Steijvers, Michael	6197	O	SAO	Min	48	0	20.97	2.2890	28.9328	57.87 %
16	Van Schaik, Peter	3193	O	SAO	Min	40	0	17.95	2.2284	28.1671	56.33 %
17	Camijn, Marcel	4318	O	SAO	Min	50	10	17.97	2.2259	28.1358	56.27 %
18	Beineke, Joachim	5359	F	SAO	Min	48	0	21.89	2.1928	27.7168	55.43 %
19	Buijtendijk, George	4310	O	SAO	Min	46	0	21.89	2.1014	26.5619	53.12 %
20	Laar, Van, Marcel	476	O	SAO	Min	45	10	16.66	2.1008	26.5546	53.11 %
21	Brueren, Henk	10301	O	SAO	Min	46	0	22.85	2.0131	25.4460	50.89 %
22	Goeseije, Peter	5584	O	SAO	Min	42	0	21.22	1.9793	25.0179	50.04 %
23	Van Helvoirt, Gus	15745	O	SAO	Min	50	0	25.54	1.9577	24.7455	49.49 %
24	Van Dijk, David		O	SAO	Min	46	0	23.88	1.9263	24.3484	48.70 %
25	Mayer, Ralf	12383	F	SAO	Min	48	0	24.97	1.9223	24.2980	48.60 %
26	Stubenrauch, Roland	1812	F	SAO	Min	39	10	15.26	1.9004	24.0210	48.04 %
27	Philippus, Killy	11989	O	SAO	Min	37	10	15.45	1.7476	22.0893	44.18 %
28	Stolk, Eric	3566	O	SAO	Min	42	0	24.19	1.7363	21.9463	43.89 %
29	Hoekwater, Robert	2128	O	SAO	Maj	47	0	27.13	1.7324	21.8975	43.80 %
30	Baas, de, Marcel	501	O	SAO	Min	44	0	26.79	1.6424	20.7600	41.52 %
31	Schuit, Erik	15386	O	SAO	Min	46	0	30.39	1.5137	19.1326	38.27 %
32	Beijer, Patrick	418	O	SAO	Min	44	10	23.16	1.4680	18.5561	37.11 %
33	Slim, Marcel	1152	O	SAO	Min	43	10	22.52	1.4654	18.5222	37.04 %

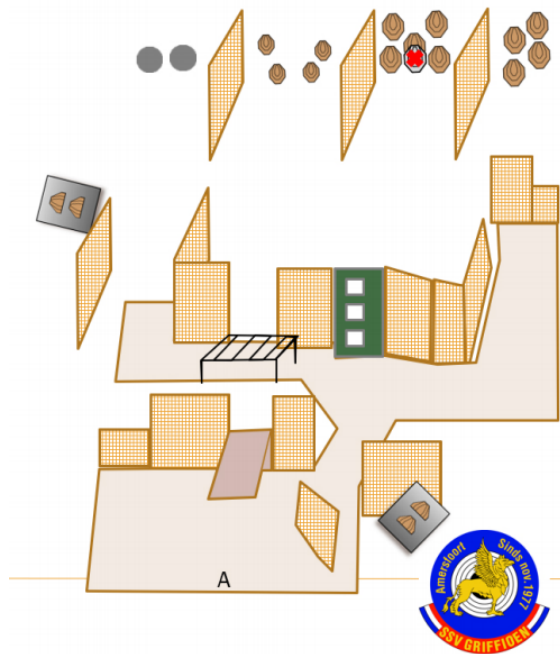
34	Van den oord, Co	10004	O	SAO	Min	37	10	21.77	1.2402	15.6766	31.35 %
35	Van den Brink, Ronald	8330	O	SAO	Min	39	10	23.40	1.2393	15.6650	31.33 %
36	Van Dobben, Gert	11507	O	SAO	Min	36	0	30.07	1.1972	15.1327	30.27 %
37	Kho, Glenn	9137	O	SAO	Min	42	0	35.15	1.1949	15.1033	30.21 %
38	Sewalt, Henny	1757	O	SAO	Min	33	10	22.84	1.0070	12.7285	25.46 %
39	Van der Slot, Leo	4060	O	SAO	Min	44	0	44.81	0.9819	12.4115	24.82 %
40	Van Eldik, Chris	14640	O	SAO	Min	39	10	30.20	0.9603	12.1377	24.28 %
41	Sour, Jimmy	9288	O	SAO	Min	37	10	38.47	0.7018	8.8713	17.74 %
42	Van Asten, Joris	12261	O	SAO	Min	34	20	23.50	0.5957	7.5302	15.06 %
43	De Ruitter, Gert		C	SAO	Min	32	20	22.45	0.5345	6.7563	13.51 %
44	Quadvlieg, Justin	3928	O	SAO	Min	31	10	51.67	0.4064	5.1372	10.27 %
45	Arnold, Chrit	448	O	SAO	Min	32	30	19.84	0.1008	1.2742	2.55 %
46	Van de Ven, Noop		B	SAO	Min	29	30	19.50	0.0000	0.0000	0.00 %
47	Gerwen, van, Joan	2115	O	SAO	Min	27	30	21.29	0.0000	0.0000	0.00 %
48	Joosten, Kim	9147	O	SAO	Min	28	40	23.90	0.0000	0.0000	0.00 %
49	Bot, Gerrie		F	SAO	Min	22	50	31.97	0.0000	0.0000	0.00 %

Stage Results - Semi Auto Standard

Place	Name	No.	Class	Div	PF	Points	Pen	Time	Hit Factor	Stage Pts	Stage %
1	Bosma, Hans peter	3276	O	SAS	Min	46	0	18.59	2.4744	50.0000	100.00 %
2	Langezaal, Remon	465	O	SAS	Min	46	0	24.35	1.8891	38.1725	76.34 %
3	Kisters, Jelle	9344	O	SAS	Min	46	0	29.02	1.5851	32.0296	64.06 %
4	Kisters, Rob	466	O	SAS	Min	46	0	34.52	1.3326	26.9264	53.85 %

Generated by PractiScore for Android (1.7.20 Lenovo) at 2022-06-12 18:29 +0200

KW R Griffioen Amersfoort - Stage 2 - 2022-06-12



Stage Results - Semi Auto Open

Place	Name	No.	Class	Div	PF	Points	Pen	Time	Hit Factor	Stage Pts	Stage %
1	Back, Sascha	578	F	SAO	Min	168	0	66.26	2.5355	190.0000	100.00 %
2	Stubenrauch, Roland	1812	F	SAO	Min	167	10	63.99	2.4535	183.8583	96.77 %
3	Houwaart, Evert	1774	O	SAO	Min	160	0	68.13	2.3485	175.9857	92.62 %
4	Nijman, Bart	565	O	SAO	Min	151	20	67.02	1.9546	146.4747	77.09 %
5	Blok, Rindert	1853	O	SAO	Min	162	20	75.32	1.8853	141.2778	74.36 %
6	Westerveld, Reinier	10107	O	SAO	Min	160	0	95.63	1.6731	125.3781	65.99 %
7	Laar, Van, Marcel	476	O	SAO	Min	158	0	106.29	1.4865	111.3936	58.63 %
8	Beijer, Patrick	418	O	SAO	Min	146	30	78.57	1.4764	110.6361	58.23 %
9	Groenewegen, Mark		O	SAO	Min	176	0	124.20	1.4171	106.1908	55.89 %
10	Mayer, Ralf	12383	F	SAO	Min	149	10	99.79	1.3929	104.3815	54.94 %
11	Brouwer, Bart-Jan	3986	O	SAO	Min	174	0	125.90	1.3820	103.5665	54.51 %
12	Van den Berg, Manfred	6969	O	SAO	Min	131	50	58.76	1.3785	103.2997	54.37 %
13	Leering, Marcel	15451	O	SAO	Min	141	10	97.03	1.3501	101.1722	53.25 %
14	Van Dijk, David		O	SAO	Min	151	10	106.20	1.3277	99.4925	52.36 %
15	Slim, Marcel	1152	O	SAO	Min	154	0	116.38	1.3233	99.1604	52.19 %
16	Van Schaik, Peter	3193	O	SAO	Min	132	20	90.59	1.2363	92.6475	48.76 %
17	Beineke, Joachim	5359	F	SAO	Min	153	30	103.02	1.1939	89.4704	47.09 %
18	Van de Ven, Noop		B	SAO	Min	144	20	106.30	1.1665	87.4146	46.01 %
19	Bos, Leon	2136	O	SAO	Min	133	60	64.01	1.1404	85.4616	44.98 %
20	Buijtendijk, George	4310	O	SAO	Min	158	20	128.30	1.0756	80.6024	42.42 %
21	Gerwen, van, Joan	2115	O	SAO	Min	154	20	131.55	1.0186	76.3325	40.18 %
22	Hoekwater, Robert	2128	O	SAO	Maj	145	40	105.20	0.9981	74.7944	39.37 %
23	Sour, Jimmy	9288	O	SAO	Min	152	20	133.43	0.9893	74.1338	39.02 %
24	Camijn, Marcel	4318	O	SAO	Min	129	30	107.06	0.9247	69.2953	36.47 %
25	Quadvlieg, Justin	3928	O	SAO	Min	130	40	100.39	0.8965	67.1812	35.36 %
26	Goeseije, Peter	5584	O	SAO	Min	144	20	138.80	0.8934	66.9465	35.24 %
27	Stolk, Eric	3566	O	SAO	Min	131	30	127.13	0.7945	59.5346	31.33 %
28	Verberne, Michael	7673	O	SAO	Min	124	50	97.25	0.7609	57.0214	30.01 %
29	Smit, Andrew	14748	O	SAO	Min	132	80	75.11	0.6923	51.8802	27.31 %
30	Brueren, Henk	10301	O	SAO	Min	122	40	121.64	0.6741	50.5165	26.59 %
31	Harreman, Ferry	4863	O	SAO	Min	146	50	143.19	0.6704	50.2405	26.44 %
32	Philippus, Killy	11989	O	SAO	Min	113	70	65.69	0.6546	49.0529	25.82 %
33	Nieuwenhuis, Bertil	5531	O	SAO	Min	125	70	85.52	0.6431	48.1938	25.37 %
34	Baas, de, Marcel	501	O	SAO	Min	135	30	182.60	0.5750	43.0908	22.68 %
35	Van den oord, Co	10004	O	SAO	Min	127	50	139.72	0.5511	41.2979	21.74 %
36	Steijvers, Michael	6197	O	SAO	Min	125	70	113.40	0.4850	36.3451	19.13 %

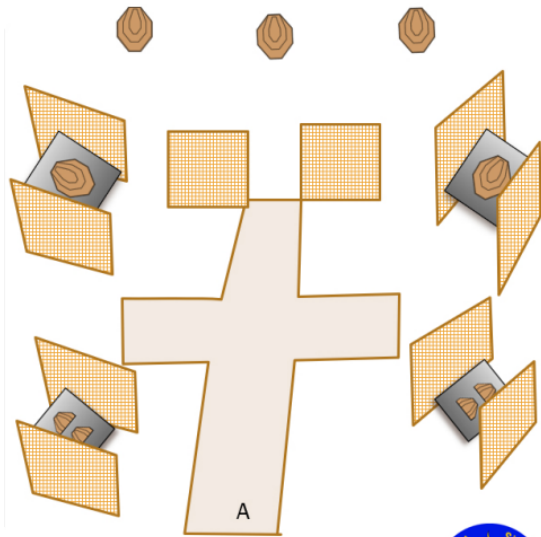
37	Arnold, Chrit	448	O	SAO	Min	130	60	152.19	0.4600	34.4673	18.14 %
38	Van Dobben, Gert	11507	O	SAO	Min	119	60	133.50	0.4419	33.1182	17.43 %
39	Kho, Glenn	9137	O	SAO	Min	130	40	211.40	0.4257	31.9031	16.79 %
40	Van den Brink, Ronald	8330	O	SAO	Min	107	100	120.40	0.0581	4.3568	2.29 %
41	Van Helvoirt, Gus	15745	O	SAO	Min	95	180	89.70	0.0000	0.0000	0.00 %
42	Van Asten, Joris	12261	O	SAO	Min	76	200	90.83	0.0000	0.0000	0.00 %
43	Van Eldik, Chris	14640	O	SAO	Min	47	280	91.83	0.0000	0.0000	0.00 %
44	De Ruiter, Gert		C	SAO	Min	77	190	103.40	0.0000	0.0000	0.00 %
45	Joosten, Kim	9147	O	SAO	Min	82	140	112.80	0.0000	0.0000	0.00 %
46	Schuit, Erik	15386	O	SAO	Min	94	160	131.10	0.0000	0.0000	0.00 %
47	Van der Slot, Leo	4060	O	SAO	Min	95	130	195.90	0.0000	0.0000	0.00 %
48	Bot, Gerrie		F	SAO	Min	69	160	203.56	0.0000	0.0000	0.00 %
49	Sewalt, Henny	1757	O	SAO	Min	99	100	231.00	0.0000	0.0000	0.00 %

Stage Results - Semi Auto Standard

Place	Name	No.	Class	Div	PF	Points	Pen	Time	Hit Factor	Stage Pts	Stage %
1	Kisters, Rob	466	O	SAS	Min	129	30	135.69	0.7296	190.0000	100.00 %
2	Bosma, Hans peter	3276	O	SAS	Min	127	70	116.60	0.4889	127.3041	67.00 %
3	Langezaal, Remon	465	O	SAS	Min	116	90	126.00	0.2063	53.7365	28.28 %
4	Kisters, Jelle	9344	O	SAS	Min	104	90	157.89	0.0887	23.0908	12.15 %

Generated by PractiScore for Android (1.7.20 Lenovo) at 2022-06-12 18:30 +0200

KW R Griffioen Amersfoort - Stage 3 - 2022-06-12



Stage Results - Semi Auto Open

Place	Name	No.	Class	Div	PF	Points	Pen	Time	Hit Factor	Stage Pts	Stage %
1	Nijman, Bart	565	O	SAO	Min	80	0	10.78	7.4212	90.0000	100.00 %
2	Beijer, Patrick	418	O	SAO	Min	82	0	11.10	7.3874	89.5905	99.55 %
3	Back, Sascha	578	F	SAO	Min	86	0	11.77	7.3067	88.6121	98.46 %
4	Gerwen, van, Joan	2115	O	SAO	Min	82	0	11.41	7.1867	87.1564	96.84 %
5	Laar, Van, Marcel	476	O	SAO	Min	88	0	12.26	7.1778	87.0489	96.72 %
6	Bos, Leon	2136	O	SAO	Min	86	0	12.15	7.0782	85.8407	95.38 %
7	Nieuwenhuis, Bertil	5531	O	SAO	Min	82	0	12.38	6.6236	80.3275	89.25 %
8	Stubenrauch, Roland	1812	F	SAO	Min	84	0	13.08	6.4220	77.8830	86.54 %
9	Groenewegen, Mark		O	SAO	Min	90	0	14.12	6.3739	77.2999	85.89 %
10	Philippus, Killy	11989	O	SAO	Min	84	0	13.19	6.3685	77.2335	85.82 %
11	Smit, Andrew	14748	O	SAO	Min	80	0	12.84	6.2305	75.5607	83.96 %
12	Verberne, Michael	7673	O	SAO	Min	84	0	13.83	6.0738	73.6594	81.84 %
13	Van de Ven, Noop		B	SAO	Min	88	0	14.82	5.9379	72.0121	80.01 %
14	Van Schaik, Peter	3193	O	SAO	Min	84	0	14.15	5.9364	71.9936	79.99 %
15	Van Asten, Joris	12261	O	SAO	Min	88	0	14.84	5.9299	71.9151	79.91 %
16	Hoekwater, Robert	2128	O	SAO	Maj	82	0	13.83	5.9291	71.9056	79.90 %
17	Steijvers, Michael	6197	O	SAO	Min	88	0	14.97	5.8784	71.2906	79.21 %
18	Westerveld, Reinier	10107	O	SAO	Min	86	0	14.67	5.8623	71.0951	78.99 %
19	Camijn, Marcel	4318	O	SAO	Min	86	0	14.78	5.8187	70.5660	78.41 %
20	Beineke, Joachim	5359	F	SAO	Min	78	0	13.58	5.7437	69.6572	77.40 %
21	Houwaart, Evert	1774	O	SAO	Min	84	0	14.82	5.6680	68.7389	76.38 %
22	Quadvlieg, Justin	3928	O	SAO	Min	88	0	16.51	5.3301	64.6408	71.82 %
23	Brouwer, Bart-Jan	3986	O	SAO	Min	86	0	16.15	5.3251	64.5799	71.76 %
24	Joosten, Kim	9147	O	SAO	Min	80	0	15.03	5.3227	64.5509	71.72 %
25	Van Helvoirt, Gus	15745	O	SAO	Min	77	10	12.82	5.2262	63.3809	70.42 %
26	Arnold, Chrit	448	O	SAO	Min	76	0	14.80	5.1351	62.2764	69.20 %
27	De Ruiter, Gert		C	SAO	Min	80	0	15.92	5.0251	60.9422	67.71 %
28	Leering, Marcel	15451	O	SAO	Min	86	0	17.30	4.9711	60.2870	66.99 %
29	Goeseije, Peter	5584	O	SAO	Min	90	0	18.27	4.9261	59.7414	66.38 %
30	Mayer, Ralf	12383	F	SAO	Min	84	0	17.08	4.9180	59.6434	66.27 %
31	Baas, de, Marcel	501	O	SAO	Min	86	0	18.30	4.6995	56.9926	63.33 %
32	Harreman, Ferry	4863	O	SAO	Min	80	0	18.13	4.4126	53.5135	59.46 %
33	Buijtendijk, George	4310	O	SAO	Min	84	0	19.20	4.3750	53.0578	58.95 %
34	Kho, Glenn	9137	O	SAO	Min	86	0	19.79	4.3456	52.7016	58.56 %
35	Brueren, Henk	10301	O	SAO	Min	90	0	20.73	4.3415	52.6520	58.50 %

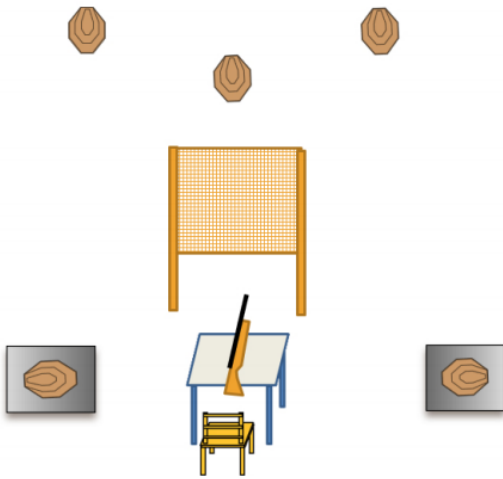
36	Van Eldik, Chris	14640	O	SAO	Min	90	0	21.18	4.2493	51.5333	57.26 %
37	Van den oord, Co	10004	O	SAO	Min	90	0	21.42	4.2017	50.9559	56.62 %
38	Van Dijk, David		O	SAO	Min	80	0	19.19	4.1688	50.5576	56.18 %
39	Stolk, Eric	3566	O	SAO	Min	82	0	20.14	4.0715	49.3771	54.86 %
40	Van Dobben, Gert	11507	O	SAO	Min	86	0	21.79	3.9468	47.8644	53.18 %
41	Schuit, Erik	15386	O	SAO	Min	78	0	20.18	3.8652	46.8754	52.08 %
42	Van den Berg, Manfred	6969	O	SAO	Min	66	20	12.19	3.7736	45.7642	50.85 %
43	Bot, Gerrie		F	SAO	Min	80	0	21.58	3.7071	44.9583	49.95 %
44	Sewalt, Henny	1757	O	SAO	Min	64	0	18.30	3.4973	42.4131	47.13 %
45	Van den Brink, Ronald	8330	O	SAO	Min	74	0	21.29	3.4758	42.1529	46.84 %
46	Slim, Marcel	1152	O	SAO	Min	63	10	15.38	3.4460	41.7918	46.44 %
47	Blok, Rindert	1853	O	SAO	Min	70	30	12.14	3.2949	39.9588	44.40 %
48	Sour, Jimmy	9288	O	SAO	Min	73	30	21.09	2.0389	24.7265	27.47 %
49	Van der Slot, Leo	4060	O	SAO	Min	52	40	13.22	0.9077	11.0083	12.23 %

Stage Results - Semi Auto Standard

Place	Name	No.	Class	Div	PF	Points	Pen	Time	Hit Factor	Stage Pts	Stage %
1	Bosma, Hans peter	3276	O	SAS	Min	80	0	16.29	4.9110	90.0000	100.00 %
2	Kisters, Rob	466	O	SAS	Min	80	0	17.13	4.6702	85.5867	95.10 %
3	Kisters, Jelle	9344	O	SAS	Min	78	0	17.79	4.3845	80.3512	89.28 %
4	Langezaal, Remon	465	O	SAS	Min	69	10	14.30	4.1259	75.6118	84.01 %

Generated by PractiScore for Android (1.7.20 Lenovo) at 2022-06-12 18:30 +0200

KW R Griffioen Amersfoort - Stage 4 - 2022-06-12



Stage Results - Semi Auto Open

Place	Name	No.	Class	Div	PF	Points	Pen	Time	Hit Factor	Stage Pts	Stage %
1	Back, Sascha	578	F	SAO	Min	48	0	8.01	5.9925	50.0000	100.00 %
2	Westerveld, Reinier	10107	O	SAO	Min	48	0	8.58	5.5944	46.6783	93.36 %
3	Bos, Leon	2136	O	SAO	Min	44	0	8.16	5.3922	44.9908	89.98 %
4	Nieuwenhuis, Bertil	5531	O	SAO	Min	38	0	7.14	5.3221	44.4065	88.81 %
5	Brouwer, Bart-Jan	3986	O	SAO	Min	50	0	9.56	5.2301	43.6389	87.28 %
6	Blok, Rindert	1853	O	SAO	Min	50	0	9.70	5.1546	43.0090	86.02 %
7	Groenewegen, Mark		O	SAO	Min	50	0	9.72	5.1440	42.9205	85.84 %
8	Van den Berg, Manfred	6969	O	SAO	Min	48	0	9.46	5.0740	42.3362	84.67 %
9	Joosten, Kim	9147	O	SAO	Min	46	0	9.26	4.9676	41.4484	82.90 %
10	Arnold, Chrit	448	O	SAO	Min	44	0	8.89	4.9494	41.2964	82.59 %
11	Nijman, Bart	565	O	SAO	Min	50	0	10.20	4.9020	40.9007	81.80 %
12	Houwaart, Evert	1774	O	SAO	Min	46	0	9.72	4.7325	39.4869	78.97 %
13	Camijn, Marcel	4318	O	SAO	Min	48	0	10.29	4.6647	38.9213	77.84 %
14	Beijer, Patrick	418	O	SAO	Min	44	0	9.49	4.6365	38.6855	77.37 %
15	Mayer, Ralf	12383	F	SAO	Min	46	0	10.80	4.2593	35.5382	71.08 %
16	Schuit, Erik	15386	O	SAO	Min	46	0	10.83	4.2475	35.4398	70.88 %
17	Van Schaik, Peter	3193	O	SAO	Min	46	0	10.83	4.2475	35.4398	70.88 %
18	Philippus, Killy	11989	O	SAO	Min	46	0	10.95	4.2009	35.0514	70.10 %
19	Smit, Andrew	14748	O	SAO	Min	42	0	10.03	4.1874	34.9389	69.88 %
20	Gerwen, van, Joan	2115	O	SAO	Min	42	0	10.05	4.1791	34.8694	69.74 %
21	Beineke, Joachim	5359	F	SAO	Min	44	0	10.61	4.1470	34.6018	69.20 %
22	Van Helvoirt, Gus	15745	O	SAO	Min	48	0	12.12	3.9604	33.0446	66.09 %
23	Van Asten, Joris	12261	O	SAO	Min	46	0	11.63	3.9553	33.0019	66.00 %
24	Steijvers, Michael	6197	O	SAO	Min	48	0	12.28	3.9088	32.6140	65.23 %
25	De Ruitter, Gert		C	SAO	Min	46	0	11.91	3.8623	32.2261	64.45 %
26	Hoekwater, Robert	2128	O	SAO	Maj	40	0	10.44	3.8314	31.9684	63.94 %
27	Stubenrauch, Roland	1812	F	SAO	Min	42	0	11.14	3.7702	31.4576	62.92 %
28	Quadvlieg, Justin	3928	O	SAO	Min	42	0	11.71	3.5867	29.9263	59.85 %
29	Verberne, Michael	7673	O	SAO	Min	46	0	13.06	3.5222	29.3884	58.78 %
30	Van de Ven, Noop		B	SAO	Min	46	0	13.36	3.4431	28.7285	57.46 %
31	Slim, Marcel	1152	O	SAO	Min	40	0	11.65	3.4335	28.6481	57.30 %
32	Brueren, Henk	10301	O	SAO	Min	50	0	14.60	3.4247	28.5745	57.15 %
33	Leering, Marcel	15451	O	SAO	Min	44	0	12.98	3.3898	28.2839	56.57 %
34	Kho, Glenn	9137	O	SAO	Min	46	0	14.30	3.2168	26.8400	53.68 %

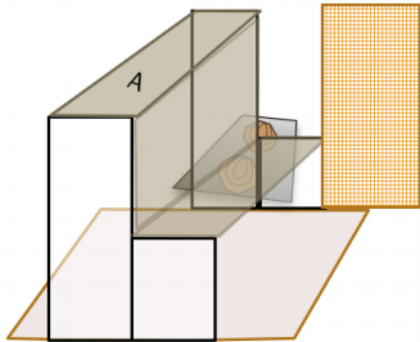
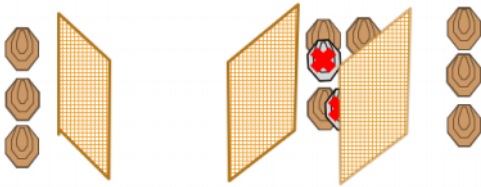
35	Van den oord, Co	10004	O	SAO	Min	44	0	13.74	3.2023	26.7194	53.44 %
36	Goeseije, Peter	5584	O	SAO	Min	38	0	12.42	3.0596	25.5284	51.06 %
37	Baas, de, Marcel	501	O	SAO	Min	46	0	15.08	3.0504	25.4518	50.90 %
38	Van Dobben, Gert	11507	O	SAO	Min	48	0	15.88	3.0227	25.2204	50.44 %
39	Van den Brink, Ronald	8330	O	SAO	Min	48	0	16.10	2.9814	24.8758	49.75 %
40	Stolk, Eric	3566	O	SAO	Min	50	0	16.98	2.9446	24.5693	49.14 %
41	Van Eldik, Chris	14640	O	SAO	Min	48	0	16.47	2.9144	24.3169	48.63 %
42	Van Dijk, David		O	SAO	Min	44	10	12.44	2.7331	22.8045	45.61 %
43	Sour, Jimmy	9288	O	SAO	Min	42	0	16.20	2.5926	21.6319	43.26 %
44	Van der Slot, Leo	4060	O	SAO	Min	30	0	11.90	2.5210	21.0347	42.07 %
45	Bot, Gerrie		F	SAO	Min	42	0	16.74	2.5090	20.9341	41.87 %
46	Harreman, Ferry	4863	O	SAO	Min	50	0	20.09	2.4888	20.7659	41.53 %
47	Buijtendijk, George	4310	O	SAO	Min	46	10	15.13	2.3794	19.8529	39.71 %
48	Laar, Van, Marcel	476	O	SAO	Min	48	0	28.65	1.6754	13.9791	27.96 %
49	Sewalt, Henny	1757	O	SAO	Min	28	0	18.93	1.4791	12.3415	24.68 %

Stage Results - Semi Auto Standard

Place	Name	No.	Class	Div	PF	Points	Pen	Time	Hit Factor	Stage Pts	Stage %
1	Langezaal, Remon	465	O	SAS	Min	40	0	9.36	4.2735	50.0000	100.00 %
2	Bosma, Hans peter	3276	O	SAS	Min	34	0	9.58	3.5491	41.5240	83.05 %
3	Kisters, Jelle	9344	O	SAS	Min	42	0	14.40	2.9167	34.1250	68.25 %
4	Kisters, Rob	466	O	SAS	Min	42	0	17.70	2.3729	27.7627	55.53 %

Generated by PractiScore for Android (1.7.20 Lenovo) at 2022-06-12 18:31 +0200

KW R Griffioen Amersfoort - Stage 5 - 2022-06-12



Stage Results - Semi Auto Open

Place	Name	No.	Class	Div	PF	Points	Pen	Time	Hit Factor	Stage Pts	Stage %
1	Back, Sascha	578	F	SAO	Min	100	0	25.01	3.9984	110.0000	100.00 %
2	Westerveld, Reinier	10107	O	SAO	Min	102	0	26.32	3.8754	106.6156	96.92 %
3	Laar, Van, Marcel	476	O	SAO	Min	104	0	27.20	3.8235	105.1891	95.63 %
4	Bos, Leon	2136	O	SAO	Min	92	0	25.42	3.6192	99.5677	90.52 %
5	Brouwer, Bart-Jan	3986	O	SAO	Min	102	0	29.63	3.4425	94.7054	86.10 %
6	Van den Berg, Manfred	6969	O	SAO	Min	88	0	26.41	3.3321	91.6686	83.34 %
7	Smit, Andrew	14748	O	SAO	Min	100	0	30.37	3.2927	90.5861	82.35 %
8	Beijer, Patrick	418	O	SAO	Min	92	0	27.98	3.2881	90.4579	82.23 %
9	Gerwen, van, Joan	2115	O	SAO	Min	100	0	30.53	3.2755	90.1114	81.92 %
10	Van Schaik, Peter	3193	O	SAO	Min	100	0	31.09	3.2165	88.4883	80.44 %
11	Groenewegen, Mark		O	SAO	Min	108	0	34.92	3.0928	85.0856	77.35 %
12	Van Asten, Joris	12261	O	SAO	Min	98	0	33.86	2.8943	79.6243	72.39 %
13	Stubenrauch, Roland	1812	F	SAO	Min	92	0	31.81	2.8922	79.5666	72.33 %
14	Philippus, Killy	11989	O	SAO	Min	78	0	27.06	2.8825	79.3000	72.09 %
15	Van de Ven, Noop		B	SAO	Min	98	0	34.80	2.8161	77.4735	70.43 %
16	Houwaart, Evert	1774	O	SAO	Min	82	0	29.84	2.7480	75.5999	68.73 %
17	Slim, Marcel	1152	O	SAO	Min	98	0	36.16	2.7102	74.5597	67.78 %
18	Arnold, Chrit	448	O	SAO	Min	102	0	38.80	2.6289	72.3227	65.75 %
19	Steijvers, Michael	6197	O	SAO	Min	94	0	36.02	2.6097	71.7944	65.27 %
20	Verberne, Michael	7673	O	SAO	Min	96	0	37.29	2.5744	70.8248	64.39 %
21	Camijn, Marcel	4318	O	SAO	Min	94	0	36.86	2.5502	70.1583	63.78 %
22	De Ruitter, Gert		C	SAO	Min	96	0	38.54	2.4909	68.5277	62.30 %
23	Joosten, Kim	9147	O	SAO	Min	90	0	36.62	2.4577	67.6131	61.47 %
24	Hoekwater, Robert	2128	O	SAO	Maj	95	10	35.41	2.4005	66.0388	60.04 %
25	Van Helvoirt, Gus	15745	O	SAO	Min	92	0	38.89	2.3656	65.0813	59.16 %
26	Leering, Marcel	15451	O	SAO	Min	92	0	39.11	2.3523	64.7152	58.83 %
27	Buijtendijk, George	4310	O	SAO	Min	96	0	42.45	2.2615	62.2157	56.56 %
28	Goeseije, Peter	5584	O	SAO	Min	98	0	43.64	2.2456	61.7800	56.16 %
29	Beineke, Joachim	5359	F	SAO	Min	92	0	43.26	2.1267	58.5070	53.19 %
30	Quadvlieg, Justin	3928	O	SAO	Min	86	0	40.88	2.1037	57.8754	52.61 %
31	Van den Brink, Ronald	8330	O	SAO	Min	106	0	50.51	2.0986	57.7344	52.49 %
32	Mayer, Ralf	12383	F	SAO	Min	98	0	46.97	2.0864	57.4000	52.18 %

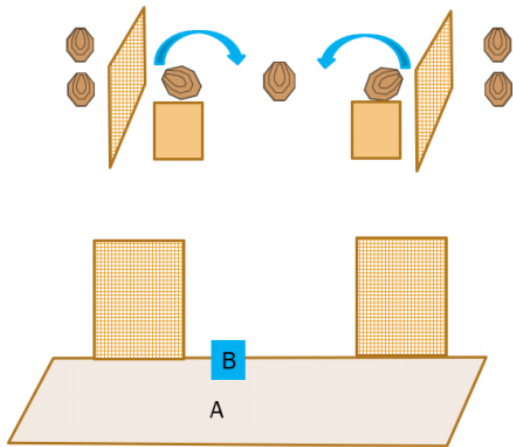
33	Van Dobben, Gert	11507	O	SAO	Min	84	0	41.26	2.0359	56.0088	50.92 %
34	Van den oord, Co	10004	O	SAO	Min	94	0	47.70	1.9706	54.2145	49.29 %
35	Stolk, Eric	3566	O	SAO	Min	98	0	49.87	1.9651	54.0621	49.15 %
36	Harreman, Ferry	4863	O	SAO	Min	80	0	41.79	1.9143	52.6652	47.88 %
37	Van Eldik, Chris	14640	O	SAO	Min	88	0	52.20	1.6858	46.3787	42.16 %
38	Schuit, Erik	15386	O	SAO	Min	94	20	46.77	1.5822	43.5282	39.57 %
39	Van der Slot, Leo	4060	O	SAO	Min	80	0	54.01	1.4812	40.7495	37.04 %
40	Van Dijk, David		O	SAO	Min	70	20	36.04	1.3873	38.1673	34.70 %
41	Brueren, Henk	10301	O	SAO	Min	84	20	50.96	1.2559	34.5507	31.41 %
42	Bot, Gerrie		F	SAO	Min	67	10	46.27	1.2319	33.8908	30.81 %
43	Sour, Jimmy	9288	O	SAO	Min	71	10	64.92	0.9396	25.8498	23.50 %
44	Nieuwenhuis, Bertil	5531	O	SAO	Min	78	60	22.62	0.7958	21.8920	19.90 %
45	Kho, Glenn	9137	O	SAO	Min	72	60	51.32	0.2338	6.4328	5.85 %
46	Nijman, Bart	565	O	SAO	Min	72	90	21.83	0.0000	0.0000	0.00 %
47	Blok, Rindert	1853	O	SAO	Min	74	90	23.28	0.0000	0.0000	0.00 %
48	Sewalt, Henny	1757	O	SAO	Min	42	90	39.79	0.0000	0.0000	0.00 %
49	Baas, de, Marcel	501	O	SAO	Min	65	70	43.40	0.0000	0.0000	0.00 %

Stage Results - Semi Auto Standard

Place	Name	No.	Class	Div	PF	Points	Pen	Time	Hit Factor	Stage Pts	Stage %
1	Bosma, Hans peter	3276	O	SAS	Min	94	0	38.80	2.4227	110.0000	100.00 %
2	Kisters, Rob	466	O	SAS	Min	92	0	60.01	1.5331	69.6083	63.28 %
3	Kisters, Jelle	9344	O	SAS	Min	82	0	62.81	1.3055	59.2764	53.89 %
4	Langezaal, Remon	465	O	SAS	Min	74	60	29.71	0.4712	21.3955	19.45 %

Generated by PractiScore for Android (1.7.20 Lenovo) at 2022-06-12 18:31 +0200

KW R Griffioen Amersfoort - Stage 6 - 2022-06-12



Stage Results - Semi Auto Open

Place	Name	No.	Class	Div	PF	Points	Pen	Time	Hit Factor	Stage Pts	Stage %
1	Laar, Van, Marcel	476	O	SAO	Min	68	0	12.29	5.5330	70.0000	100.00 %
2	Bos, Leon	2136	O	SAO	Min	62	0	12.52	4.9521	62.6511	89.50 %
3	Nieuwenhuis, Bertil	5531	O	SAO	Min	64	0	14.16	4.5198	57.1818	81.69 %
4	Back, Sascha	578	F	SAO	Min	62	0	13.80	4.4928	56.8399	81.20 %
5	Westerveld, Reinier	10107	O	SAO	Min	58	0	14.16	4.0960	51.8210	74.03 %
6	Gerwen, van, Joan	2115	O	SAO	Min	54	0	13.19	4.0940	51.7953	73.99 %
7	Verberne, Michael	7673	O	SAO	Min	56	0	14.11	3.9688	50.2114	71.73 %
8	Camijn, Marcel	4318	O	SAO	Min	56	0	14.35	3.9024	49.3716	70.53 %
9	Beijer, Patrick	418	O	SAO	Min	50	0	12.97	3.8551	48.7721	69.67 %
10	Hoekwater, Robert	2128	O	SAO	Maj	59	0	15.59	3.7845	47.8792	68.40 %
11	De Ruiters, Gert		C	SAO	Min	54	0	14.53	3.7164	47.0185	67.17 %
12	Arnold, Chrit	448	O	SAO	Min	52	0	14.10	3.6879	46.6579	66.65 %
13	Slim, Marcel	1152	O	SAO	Min	54	0	14.77	3.6561	46.2545	66.08 %
14	Van den Berg, Manfred	6969	O	SAO	Min	48	0	13.49	3.5582	45.0164	64.31 %
15	Smit, Andrew	14748	O	SAO	Min	50	0	14.43	3.4650	43.8374	62.62 %
16	Stubenrauch, Roland	1812	F	SAO	Min	54	0	15.68	3.4439	43.5701	62.24 %
17	Nijman, Bart	565	O	SAO	Min	58	0	16.85	3.4421	43.5481	62.21 %
18	Van Dijk, David		O	SAO	Min	58	0	17.19	3.3741	42.6868	60.98 %
19	Goeseije, Peter	5584	O	SAO	Min	60	0	17.90	3.3520	42.4072	60.58 %
20	Van de Ven, Noop		B	SAO	Min	56	0	17.12	3.2710	41.3833	59.12 %
21	Philippus, Killy	11989	O	SAO	Min	42	0	13.02	3.2258	40.8112	58.30 %
22	Groenewegen, Mark		O	SAO	Min	58	0	18.41	3.1505	39.8580	56.94 %
23	Brouwer, Bart-Jan	3986	O	SAO	Min	62	0	19.81	3.1297	39.5957	56.57 %
24	Van Schaik, Peter	3193	O	SAO	Min	55	10	14.46	3.1120	39.3718	56.25 %
25	Mayer, Ralf	12383	F	SAO	Min	58	0	18.86	3.0753	38.9070	55.58 %
26	Brueren, Henk	10301	O	SAO	Min	62	0	20.99	2.9538	37.3698	53.39 %
27	Beineke, Joachim	5359	F	SAO	Min	56	0	19.06	2.9381	37.1712	53.10 %
28	Leering, Marcel	15451	O	SAO	Min	58	0	20.00	2.9000	36.6893	52.41 %
29	Steijvers, Michael	6197	O	SAO	Min	54	0	18.66	2.8939	36.6120	52.30 %
30	Van Asten, Joris	12261	O	SAO	Min	58	0	20.32	2.8543	36.1115	51.59 %
31	Houwaart, Evert	1774	O	SAO	Min	50	0	18.82	2.6567	33.6118	48.02 %
32	Van der Slot, Leo	4060	O	SAO	Min	44	0	17.18	2.5611	32.4019	46.29 %
33	Van Eldik, Chris	14640	O	SAO	Min	56	0	22.77	2.4594	31.1147	44.45 %
34	Blok, Rindert	1853	O	SAO	Min	41	10	13.37	2.3186	29.3340	41.91 %

35	Van den oord, Co	10004	O	SAO	Min	50	0	21.88	2.2852	28.9110	41.30 %
36	Joosten, Kim	9147	O	SAO	Min	47	10	16.56	2.2343	28.2672	40.38 %
37	Quadvlieg, Justin	3928	O	SAO	Min	47	10	16.57	2.2330	28.2501	40.36 %
38	Harreman, Ferry	4863	O	SAO	Min	51	10	18.39	2.2295	28.2061	40.29 %
39	Sour, Jimmy	9288	O	SAO	Min	54	0	25.02	2.1583	27.3053	39.01 %
40	Baas, de, Marcel	501	O	SAO	Min	56	0	26.08	2.1472	27.1657	38.81 %
41	Van Dobben, Gert	11507	O	SAO	Min	44	0	21.12	2.0833	26.3572	37.65 %
42	Van den Brink, Ronald	8330	O	SAO	Min	54	0	26.12	2.0674	26.1554	37.36 %
43	Bot, Gerrie		F	SAO	Min	52	0	26.30	1.9772	25.0143	35.73 %
44	Van Helvoirt, Gus	15745	O	SAO	Min	39	10	15.72	1.8448	23.3392	33.34 %
45	Stolk, Eric	3566	O	SAO	Min	44	20	16.88	1.4218	17.9879	25.70 %
46	Schuit, Erik	15386	O	SAO	Min	50	20	31.26	0.9597	12.1415	17.35 %
47	Sewalt, Henny	1757	O	SAO	Min	29	10	23.48	0.8092	10.2376	14.63 %
48	Kho, Glenn	9137	O	SAO	Min	42	20	28.97	0.7594	9.6076	13.73 %
49	Buijtendijk, George	4310	O	SAO	Min	34	30	25.97	0.1540	1.9486	2.78 %

Stage Results - Semi Auto Standard

Place	Name	No.	Class	Div	PF	Points	Pen	Time	Hit Factor	Stage Pts	Stage %
1	Bosma, Hans peter	3276	O	SAS	Min	48	0	20.58	2.3324	70.0000	100.00 %
2	Kisters, Rob	466	O	SAS	Min	54	0	28.48	1.8961	56.9057	81.29 %
3	Kisters, Jelle	9344	O	SAS	Min	46	20	22.76	1.1424	34.2849	48.98 %
4	Langezaal, Remon	465	O	SAS	Min	29	30	13.87	0.0000	0.0000	0.00 %

Generated by PractiScore for Android (1.7.20 Lenovo) at 2022-06-12 18:32 +0200